

Dr.Drys®
(Saliva Absorbent)
Instructions for Use

CAUTION:

Rx Only. These instructions, in whole or in part, are not a substitute for formal training. Appropriate professional education is REQUIRED prior to using this device clinically. Dr.Dry saliva absorbents are intended to be used by qualified dental practitioners in dental clinics, hospitals, labs, or schools for dental applications.

DESCRIPTION:

The Dr.Dry products are manufactured in two sizes, Large and Small. The Dr.Drys are manufactured with two backing types, Reflective, a metalized film backing, and Original, a white backing. The Dr.Drys are used to absorb saliva from the parotid gland. They have a semi-permeable barrier to capture the saliva with super absorbent particles and trap the saliva within the body of the Dr.Drys. Within the Dr.Drys is a core stiffener to offer cheek retraction as the product expands with saliva.

INDICATIONS

Dr.Drys are indicated for anyone requiring dental care. Dr.Drys are intended to absorb moisture from the parotid gland for up to 15 minutes. The super absorbent polymer traps moisture as a gel when in contact with saliva. The Dr.Drys core stiffener provides cheek retraction to facilitate procedures far back in the oral cavity. The Dr.Drys backings brighten the oral cavity during procedures and the medical grade poly netting adhere gently to the tissue to stay in place yet removes easily with water spray.

CONTRAINDICATIONS TO USE

Use of Microcopy Dr.Drys is contraindicated on any patient who is allergic to any of the components of the product.

CLINICAL PRECAUTIONS AND WARNINGS:

- a) Microcopy Dr.Drys are for single-patient-use only.
- b) Do **NOT** use the product if package is opened or damaged. Discard any damaged Dr.Drys immediately.
- c) Do **NOT** use if the product is damaged.
- d) To remove without tissue irritation, release adhesion with ample water spray to the buccal side of the Dr.Drys.
- e) Non-toxic by ingestion. If product bursts, remove as much as possible from mouth. Rinse mouth thoroughly with plenty of water. If adverse symptoms appear, seek medical attention.
- f) Always keep track of Lot Numbers of Dr.Drys to ensure traceability.

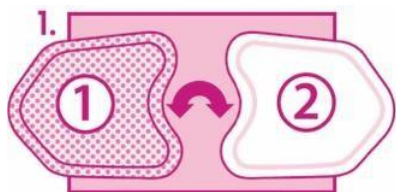
Failure to follow the instructions for use may lead to the following: allergic reaction, product leakage, procedural delay, minor irritation and discomfort, and cross-contamination.

CLINICAL USE:

Select the Dr.Drys size which adequately covers the buccal mucosa.

Step #1

- Insert the Dr.Drys as shown with the color side against the cheek.

**Step #2**

- Point the Dr.Drys to the back of the mouth as shown. In a few seconds, the Dr.Drys will begin to adhere to the tissue and stay in place.



Step #3

- Dr.Drys are used to absorb moisture from the parotid gland for up to 15 minutes.



Step #4

- **Important:** To remove without irritating tissue, release adhesion with ample water spray to the buccal side of the Dr.Drys.



STORAGE

- Microcopy Dr.Drys should be stored in a dry, closed container.
- Improper storage conditions will shorten the shelf life and may cause malfunction of the product.

DISPOSAL

- Each used saliva absorbent must be disposed in a biohazards waste container.
- Each unused saliva absorbent may be disposed in a regular waste container.

PRODUCT SHELF LIFE

- Product shelf life is four (4) years unless product is damaged.

















TRACEABILITY

- Each package includes **Lot number** LOT on its label.
- This number must be quoted in any correspondence regarding the product.

NOTICE: If a serious incident has occurred in relation to the device, the incident shall be reported to the manufacturer and if applicable, the competent authority of the Member State in which the user and/or patient is established.

To request a paper IFU free of charge, please contact Microcopy at sales@microcopydental.com or 800.235.1863, and an IFU will be delivered within seven (7) days.

SYMBOLS:

	Manufacturer	Indicates the medical device manufacturer.		Do not reuse	Indicates a medical device that is intended for one use, or for use on a single patient during a single procedure.
	Lot Code	Indicates the manufacturer's batch code so that the batch or lot can be identified.		Consult instructions for use	Indicates the need for the user to consult the instructions for use.
	CE marking	Signifies European technical conformity.		Do not use if package is open or damaged	Indicates a medical device that should not be used if the package has been damaged or opened.
	Catalog Number	Indicates the manufacturer's catalog number so that the medical device can be identified.		Date of Manufacture	Symbol for date of manufacture.
	Medical Device	Indicates device is designed and intended for medical use.		Keep Dry	Indicates a medical device that needs to be protected from moisture.
	DEVICE for professional use only	(ref US FDA CDRH) Indicates device shall only be used by a trained professional.		Authorized European representative	Indicates the Authorized representative in the European Community.
	Unique Device Identifier	Indicates the product has unique device identifier number		Non-Sterile Product Note: for non-sterile products only	Indicates the product is non-sterile
	Importer	Indicates the entity importing the medical device into the locale		Distributor	Indicates the entity distributing the medical device into the locale

CONTACT INFORMATION:

**Microcopy**

3120 Moon Station Rd. NW
Kennesaw, GA 30144, USA
sales@microcopydental.com
800.235.1863

**Obelis s.a.**

Bd. Général Wahis 53
1030 Brussels, Belgium
mail@obelis.net
+ (32) 2. 732.59.54

REVISION HISTORY:

MCD-IFU-004 Rev: 5

Date of issue: 21Sep2021